

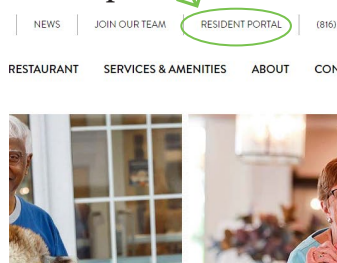
# READY TO USE THE PAYMENT PORTAL?

*Follow these steps to get started!*

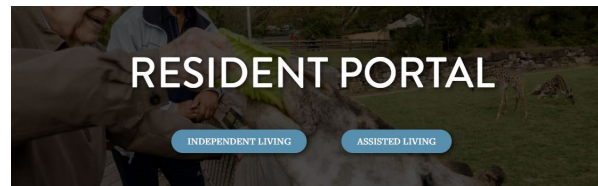
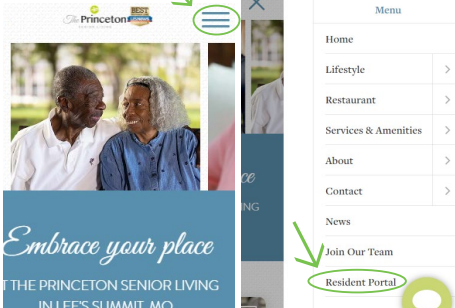
**Step 1:** With your invoice handy, go to [www.ThePrincetonSeniorLiving.com](http://www.ThePrincetonSeniorLiving.com)  
First click on the “Resident Portal” Button

**Step 2:** Choose “Assisted Living” if you’re an Assisted Living or Memory Care resident, or “Independent Living” if you’re an Independent Living resident.


Desktop:



Mobile:



**Step 3:** Choose the appropriate prompt to either Quick pay, Login, or Sign up.



Use your surname and Resident ID to Quick Pay

Quick pay

Resident's Resident ID

Resident's last name

Find invoice

Login using your email and password to access your account

Login

Your email

Your password

[Forgot your password?](#)

Login

*Quick tip!*

Need some help? Use these handy prompts beneath the options in Resident Portal to help!

**Trouble logging in?**

[Forgot your password?](#)

[Didn't receive confirmation instructions?](#)

[Didn't receive unlock instructions?](#)

Sign up

Resident resident id

Resident's last name

Your name

Your email

Your password

Sign up

If this is your first visit and you've yet to create an account, click **Sign Up** and fill out the prompts.